

KEY POINTS



HIGHER EFFICIENCY

Working more efficiently saves consumables and labor costs and reduces the required working times.



HIGHER SAFETY

Manual works within the danger area are reduced to a minimum.



LESS WEAR

Low risk of damages.



FLEXIBILITY

Fast and uncomplicated response to requirements to be more competitive.



PERFECTLY ADJUSTED CONTROL SYSTEM



COMPACT DESIGN



HIGH-FLOW SWIVEL



WORM DRIVE




SLIM DESIGN WITHOUT SWINGING CYLINDERS

KINSHOFER GROUP




Animation
TR025 Tiltrotator



TR025 TILTROTATOR



30°



30°

kinshofer.com



**360° ROTATION AND
2 x 30° TILT ANGLE**



**FOR EXCAVATORS FROM 0.9T
TO 2.6T OPERATING WEIGHT**



HIGH TILT TORQUE



HIGH HOLDING TORQUE




LOW MAINTENANCE

TR025 for Excavators with 0.9 - 2.6t

Tiltrotators are now an indispensable part of any construction site! The new TR025 for mini excavators up to 2.6t, with its 360° continuous rotation and a swivel angle of 2 x 30°, is a universal joint that offers a bunch of new application possibilities. With a quick coupler and a selection of attachments, this means maximum efficiency on every construction site.

ADVANTAGES

- ▶ **Greater safety** as manual labor is reduced to a minimum.
- ▶ **Long service life** thanks to robust design.
- ▶ **High-flow swivel.**
- ▶ **High tilt and holding torque.**
- ▶ **No protruding parts:** without swinging cylinders.
- ▶ **Low maintenance:** worm drive lubricated permanently (oil bath).
- ▶ **Upper suspension:** direct mount.
- ▶ **Lower quick coupler:** different systems available.
- ▶ **Optional load hook.**
- ▶ **Hose connections:** directly at tilt cylinders.



Request? nox@kinshofer.com

Technical details

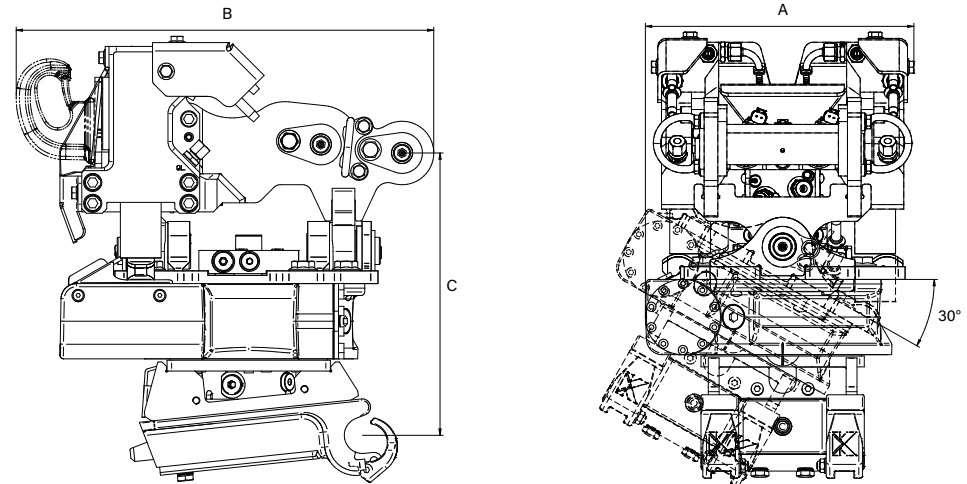
Type	TR025
Operating weight	0.9 - 2.6t
Weight** (from)	83 kg
Width A*	286 mm
Length B* (from)	412 mm
Height C* (from)	300 mm
Recommended bucket width max.	1,000 mm
Breakout force max. (ISO)	28 kN
Breakout torque max.	20 kNm
Tilt angle	2 x 30°
Tilt torque	3.8 kNm @21 MPa
Rotation speed	8.5 per min @6.5 l/min
Rotation torque	1,000 Nm
Hydraulic pressure max.	21 MPa
Recommended pump capacity DF04/06/08 (tilt/rotate)	5 / 16 l/min
Electric swivel	optional

*Specifications depend on the machine configuration (upper bracket and lower quick coupler)

Standard package: tiltrotator, electrical control system (depending on version), upper bracket, lower quick coupler

Technical drawing

Drawing: TR025 Tiltrotator, KHS01L quick coupler, optional load hook



Matching attachments such as buckets, 3-finger-grab, multi-purpose or demolition and sorting grabs on kinshofer.com